

# ERA 1830 & 1930 Auto Deadlocking Nightlatch

British Standard · ERA · 17 variants

PRICING

**From £138.77 ex VAT**

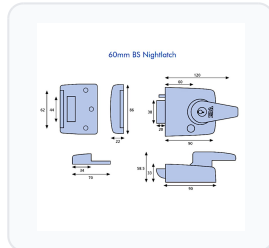
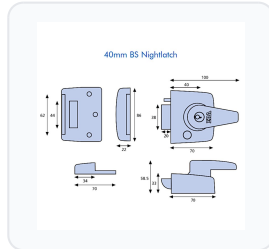
£166.52 inc VAT

17 variants available

VAT 20.00%

Range: £138.77 - £167.76 ex VAT

**Product Imagery**



**Specification Summary**

Brand	ERA
Product type	British Standard

**Product Description**

The ERA 1830 & 1930 British Standard High Security Auto Deadlocking Nightlatch is designed to offer maximum security for external timber doors. Ideal for both solid and glass-panelled wooden doors, this nightlatch features an ergonomic internal handle that can be deadlocked from the inside with a key, preventing intruders from reaching through broken glass to open the door.

Engineered with a robust 20mm bolt throw, the main latchbolt automatically deadlocks upon closing, rendering "credit card slipping" entry methods virtually impossible. The integrated cylinder pull provides additional protection against drilling attacks, while a convenient snib feature allows the bolt to be held in the withdrawn position when required.

This high-security rim lock is available in multiple configurations. Please choose your preferred backset (40mm ERA 1830 or 60mm ERA 1930), finish, and packaging style from the options below.

## Technical Specifications

- **Brand:** ERA
- **Standards:** Conforms to BS 3621:2017 (BS EN 12209)
- **Backset:** 40mm or 60mm (please choose from the options below)
- **Bolt Throw:** 20mm
- **Cylinder System:** ERA 6-pin cylinder (over 30,000 key variations)
- **Keys Supplied:** 3 keys
- **Finishes:** Available in Black, Polished Brass, Polished Chrome, Satin Chrome, and Satin Nickel (please choose from the options below)
- **Packaging:** Boxed, Display Box, or Visi (please choose from the options below)
- **Weight:** 1.49kg - 1.7kg (depending on specification)

## Key Features

- **Automatic Deadlocking:** Latchbolt automatically deadlocks when the door is closed, preventing forced entry via credit card shimming.
- **Internal Locking Handle:** Ergonomic inside handle can be deadlocked with a key, making it ideal for glass-panelled doors.
- **Drill Protection:** Features an integral cylinder pull to protect the cylinder from drilling attacks.
- **Snib Function:** Allows the bolt to be held in the withdrawn position for convenience.
- **Insurance Approved:** Meets the stringent security criteria of police and insurance companies.

## Variant Specifications And Pricing



Image	Part Number	Ex VAT	Inc VAT	Attributes / Specs
	L15028	£152.52	£183.02	<p><b>Backset:</b> 40mm  <b>Barcode:</b> 5011988001618  <b>Bolt Throw:</b> 20mm  <b>Brand:</b> ERA  <b>Case Finish:</b> Polished Brass  <b>Cylinder Finish:</b> Polished Brass  <b>Cylinder System:</b> ERA 6 Pin  <b>Finish:</b> Polished Brass  <b>Key Cutting:</b> In-House  <b>Keyed:</b> Keyed To Differ  <b>Keying - KA:</b> In-House  <b>Keys Supplied:</b> 3  <b>Manufacturer Reference:</b> 1830 37  <b>Pack Quantity:</b> 1  <b>Packaging:</b> Display Box  <b>Standards:</b> BS EN 3621  <b>Weight:</b> 1.55Kg</p>
	L15029	£152.52	£183.02	<p><b>Backset:</b> 40mm  <b>Barcode:</b> 5011988001632  <b>Bolt Throw:</b> 20mm  <b>Brand:</b> ERA  <b>Case Finish:</b> Satin Chrome  <b>Cylinder Finish:</b> Satin Chrome  <b>Cylinder System:</b> ERA 6 Pin  <b>Finish:</b> Satin Chrome  <b>Key Cutting:</b> In-House  <b>Keyed:</b> Keyed To Differ  <b>Keying - KA:</b> In-House  <b>Keys Supplied:</b> 3  <b>Manufacturer Reference:</b> 1830-35-7  <b>Pack Quantity:</b> 1  <b>Packaging:</b> Display Box  <b>Standards:</b> BS EN 3621  <b>Weight:</b> 1.55Kg</p>


Image	Part Number	Ex VAT	Inc VAT	Attributes / Specs
	L15030	£152.52	£183.02	<p><b>Backset:</b> 40mm  <b>Barcode:</b> 5011988001687  <b>Bolt Throw:</b> 20mm  <b>Brand:</b> ERA  <b>Case Finish:</b> Polished Chrome  <b>Cylinder Finish:</b> Chrome Plated  <b>Cylinder System:</b> ERA 6 Pin  <b>Finish:</b> Polished Chrome  <b>Key Cutting:</b> In-House  <b>Keyed:</b> Keyed To Differ  <b>Keying - KA:</b> In-House  <b>Keys Supplied:</b> 3  <b>Manufacturer Reference:</b> 1830-37-7  <b>Pack Quantity:</b> 1  <b>Packaging:</b> Display Box  <b>Standards:</b> BS EN 3621  <b>Weight:</b> 1.57Kg</p>
	L15031	£152.52	£183.02	<p><b>Backset:</b> 40mm  <b>Barcode:</b> 5011988001694  <b>Bolt Throw:</b> 20mm  <b>Brand:</b> ERA  <b>Case Finish:</b> Satin Nickel  <b>Cylinder Finish:</b> Satin Nickel  <b>Cylinder System:</b> ERA 6 Pin  <b>Finish:</b> Satin Nickel  <b>Key Cutting:</b> In-House  <b>Keyed:</b> Keyed To Differ  <b>Keys Supplied:</b> 3  <b>Manufacturer Reference:</b> 1830-40-2  <b>Pack Quantity:</b> 1  <b>Packaging:</b> Visi  <b>Standards:</b> BS EN 3621  <b>Weight:</b> 1.56Kg</p>



Image	Part Number	Ex VAT	Inc VAT	Attributes / Specs
	L15032	£138.77	£166.52	<p><b>Backset:</b> 60mm  <b>Barcode:</b> 5011988001823  <b>Bolt Throw:</b> 20mm  <b>Brand:</b> ERA  <b>Case Finish:</b> Polished Brass  <b>Cylinder Finish:</b> Polished Brass  <b>Cylinder System:</b> ERA 6 Pin  <b>Finish:</b> Polished Brass  <b>Key Cutting:</b> In-House  <b>Keyed:</b> Keyed To Differ  <b>Keys Supplied:</b> 3  <b>Manufacturer Reference:</b> 1930-37  <b>Pack Quantity:</b> 1  <b>Packaging:</b> Display Box  <b>Standards:</b> BS EN 3621  <b>Weight:</b> 1.665Kg</p>
	L15033	£138.77	£166.52	<p><b>Backset:</b> 60mm  <b>Barcode:</b> 5054040353171  <b>Bolt Throw:</b> 20mm  <b>Brand:</b> ERA  <b>Case Finish:</b> Satin Chrome  <b>Cylinder Finish:</b> Satin Chrome  <b>Cylinder System:</b> ERA 6 Pin  <b>Finish:</b> Satin Chrome  <b>Key Cutting:</b> In-House  <b>Keyed:</b> Keyed To Differ  <b>Keys Supplied:</b> 3  <b>Manufacturer Reference:</b> 1930-35-7  <b>Pack Quantity:</b> 1  <b>Packaging:</b> Display Box  <b>Standards:</b> BS EN 3621  <b>Weight:</b> 1.674Kg</p>



Image	Part Number	Ex VAT	Inc VAT	Attributes / Specs
	L15034	£138.77	£166.52	<p><b>Backset:</b> 60mm  <b>Barcode:</b> 5011988001892  <b>Bolt Throw:</b> 20mm  <b>Brand:</b> ERA  <b>Case Finish:</b> Polished Chrome  <b>Cylinder Finish:</b> Chrome Plated  <b>Cylinder System:</b> ERA 6 Pin  <b>Finish:</b> Polished Chrome  <b>Key Cutting:</b> In-House  <b>Keyed:</b> Keyed To Differ  <b>Keys Supplied:</b> 3  <b>Manufacturer Reference:</b> 1930-37-2  <b>Pack Quantity:</b> 1  <b>Packaging:</b> Visi  <b>Standards:</b> BS EN 3621  <b>Weight:</b> 1.69Kg</p>
	L24167	£152.52	£183.02	<p><b>Backset:</b> 40mm  <b>Barcode:</b> 5011988001595  <b>Bolt Throw:</b> 20mm  <b>Brand:</b> ERA  <b>Case Finish:</b> Polished Brass  <b>Cylinder Finish:</b> Polished Brass  <b>Cylinder System:</b> ERA 6 Pin  <b>Finish:</b> Polished Brass  <b>Key Cutting:</b> In-House  <b>Keyed:</b> Keyed To Differ  <b>Keying - KA:</b> In-House  <b>Keys Supplied:</b> 3  <b>Manufacturer Reference:</b> 1830-31  <b>Pack Quantity:</b> 1  <b>Packaging:</b> Boxed  <b>Standards:</b> BS EN 3621  <b>Weight:</b> 1.49Kg</p>


Image	Part Number	Ex VAT	Inc VAT	Attributes / Specs
	L24168	£152.52	£183.02	<p><b>Backset:</b> 40mm  <b>Barcode:</b> 5011988001625  <b>Bolt Throw:</b> 20mm  <b>Brand:</b> ERA  <b>Case Finish:</b> Satin Chrome  <b>Cylinder Finish:</b> Satin Chrome  <b>Cylinder System:</b> ERA 6 Pin  <b>Finish:</b> Satin Chrome  <b>Key Cutting:</b> In-House  <b>Keyed:</b> Keyed To Differ  <b>Keying - KA:</b> In-House  <b>Keys Supplied:</b> 3  <b>Manufacturer Reference:</b> 1830-35-1  <b>Pack Quantity:</b> 1  <b>Packaging:</b> Boxed  <b>Standards:</b> BS EN 3621  <b>Weight:</b> 1.49Kg</p>
	L24169	£152.52	£183.02	<p><b>Backset:</b> 40mm  <b>Barcode:</b> 5011988001663  <b>Bolt Throw:</b> 20mm  <b>Brand:</b> ERA  <b>Case Finish:</b> Polished Chrome  <b>Cylinder Finish:</b> Chrome Plated  <b>Cylinder System:</b> ERA 6 Pin  <b>Finish:</b> Polished Chrome  <b>Key Cutting:</b> In-House  <b>Keyed:</b> Keyed To Differ  <b>Keying - KA:</b> In-House  <b>Keys Supplied:</b> 3  <b>Manufacturer Reference:</b> 1830-37-1  <b>Pack Quantity:</b> 1  <b>Packaging:</b> Boxed  <b>Standards:</b> BS EN 3621  <b>Weight:</b> 1.49Kg</p>



Image	Part Number	Ex VAT	Inc VAT	Attributes / Specs
	L24170	£152.52	£183.02	<p><b>Backset:</b> 40mm  <b>Barcode:</b> 5011988003766  <b>Bolt Throw:</b> 20mm  <b>Brand:</b> ERA  <b>Case Finish:</b> Satin Nickel  <b>Cylinder Finish:</b> Satin Nickel  <b>Cylinder System:</b> ERA 6 Pin  <b>Finish:</b> Satin Nickel  <b>Key Cutting:</b> In-House  <b>Keyed:</b> Keyed To Differ  <b>Keying - KA:</b> In-House  <b>Keys Supplied:</b> 3  <b>Manufacturer Reference:</b> 1830-40-1  <b>Pack Quantity:</b> 1  <b>Packaging:</b> Boxed  <b>Standards:</b> BS EN 3621  <b>Weight:</b> 1.49Kg</p>
	L24171	£138.77	£166.52	<p><b>Backset:</b> 60mm  <b>Barcode:</b> 5011988001816  <b>Bolt Throw:</b> 20mm  <b>Brand:</b> ERA  <b>Case Finish:</b> Polished Brass  <b>Cylinder Finish:</b> Polished Brass  <b>Cylinder System:</b> ERA 6 Pin  <b>Finish:</b> Polished Brass  <b>Key Cutting:</b> In-House  <b>Keyed:</b> Keyed To Differ  <b>Keys Supplied:</b> 3  <b>Manufacturer Reference:</b> 1930-31  <b>Pack Quantity:</b> 1  <b>Packaging:</b> Boxed  <b>Standards:</b> BS EN 3621  <b>Weight:</b> 1.7Kg</p>

Image	Part Number	Ex VAT	Inc VAT	Attributes / Specs
	L24172	£138.77	£166.52	<p><b>Backset:</b> 60mm  <b>Barcode:</b> 5011988001830  <b>Bolt Throw:</b> 20mm  <b>Brand:</b> ERA  <b>Case Finish:</b> Satin Chrome  <b>Cylinder Finish:</b> Satin Chrome  <b>Cylinder System:</b> ERA 6 Pin  <b>Finish:</b> Satin Chrome  <b>Key Cutting:</b> In-House  <b>Keyed:</b> Keyed To Differ  <b>Keys Supplied:</b> 3  <b>Manufacturer Reference:</b> 1930-35-1  <b>Pack Quantity:</b> 1  <b>Packaging:</b> Visi  <b>Standards:</b> BS EN 3621  <b>Weight:</b> 1.7Kg</p>
	L24173	£138.77	£166.52	<p><b>Backset:</b> 60mm  <b>Barcode:</b> 5011988001885  <b>Bolt Throw:</b> 20mm  <b>Brand:</b> ERA  <b>Case Finish:</b> Polished Chrome  <b>Cylinder Finish:</b> Chrome Plated  <b>Cylinder System:</b> ERA 6 Pin  <b>Finish:</b> Polished Chrome  <b>Key Cutting:</b> In-House  <b>Keyed:</b> Keyed To Differ  <b>Keys Supplied:</b> 3  <b>Manufacturer Reference:</b> 1930-37-1  <b>Pack Quantity:</b> 1  <b>Packaging:</b> Boxed  <b>Standards:</b> BS EN 3621  <b>Weight:</b> 1.7Kg</p>




Image	Part Number	Ex VAT	Inc VAT	Attributes / Specs
	L24174	£138.77	£166.52	<p><b>Backset:</b> 60mm  <b>Barcode:</b> 5011988001908  <b>Bolt Throw:</b> 20mm  <b>Brand:</b> ERA  <b>Case Finish:</b> Satin Nickel  <b>Cylinder Finish:</b> Satin Nickel  <b>Cylinder System:</b> ERA 6 Pin  <b>Finish:</b> Satin Nickel  <b>Key Cutting:</b> In-House  <b>Keyed:</b> Keyed To Differ  <b>Keys Supplied:</b> 3  <b>Manufacturer Reference:</b> 1930-40-1  <b>Pack Quantity:</b> 1  <b>Packaging:</b> Boxed  <b>Standards:</b> BS EN 3621  <b>Weight:</b> 1.7Kg</p>
	L31632	£167.76	£201.31	<p><b>Backset:</b> 40mm  <b>Barcode:</b> 5054040302285  <b>Bolt Throw:</b> 20mm  <b>Brand:</b> ERA  <b>Case Finish:</b> Black  <b>Cylinder Finish:</b> Black  <b>Cylinder System:</b> ERA 6 Pin  <b>Finish:</b> Black  <b>Key Cutting:</b> In-House  <b>Keyed:</b> Keyed To Differ  <b>Keying - KA:</b> In-House  <b>Keys Supplied:</b> 3  <b>Manufacturer Reference:</b> 1830-10-1  <b>Pack Quantity:</b> 1  <b>Packaging:</b> Boxed  <b>Standards:</b> BS EN 3621  <b>Weight:</b> 1.49Kg</p>

Image	Part Number	Ex VAT	Inc VAT	Attributes / Specs
	L31633	£138.77	£166.52	<p> <b>Backset:</b> 60mm  <b>Barcode:</b> 5054040302308  <b>Bolt Throw:</b> 20mm  <b>Brand:</b> ERA  <b>Case Finish:</b> Black  <b>Cylinder Finish:</b> Black  <b>Cylinder System:</b> ERA 6 Pin  <b>Finish:</b> Black  <b>Key Cutting:</b> In-House  <b>Keyed:</b> Keyed To Differ  <b>Keys Supplied:</b> 3  <b>Manufacturer Reference:</b> 1930-10-1  <b>Pack Quantity:</b> 1  <b>Packaging:</b> Boxed  <b>Standards:</b> BS EN 3621  <b>Weight:</b> 1.49Kg         </p>

## Brand Profile

ERA



**ERA** (often seen as **ERA Home Security**) is one of the long-standing names in UK locking and hardware, rooted in the **West Midlands** and heavily tied to the **door & window** trade. ERA traces its origins to **1838**, when **John Reynolds** started a locksmith business in **Willenhall**—a town that’s basically the spiritual capital of British lockmaking.

These days ERA positions itself as a “home security expert” that **designs, develops, manufactures, and distributes** a broad range of products for the residential building and home improvement market—spanning **cylinders and door hardware, window hardware, smart/security products**, and associated ironmongery ranges (including brands like **Crompton** under the ERA umbrella).

On the corporate side, ERA was historically part of **Tyman plc** (you’ll see that referenced in older deal/industry material). More recently, ERA states directly that it is **now part of Quanex** (NYSE: NX) following Quanex’s acquisition of Tyman.