

# CROMPTON 466 Rising Hinge

Rising · Crompton · 4 variants

PRICING

**From £2.63 ex VAT**

£3.16 inc VAT

4 variants available

VAT 20.00%

Range: £2.63 - £3.95 ex VAT

## Product Imagery



## Specification Summary

Brand	Crompton
-------	----------

Product type	Rising
--------------	--------

## Product Description

The Crompton 466 Rising Hinge is an ideal solution for doors that need to clear thick carpets, rugs, or uneven flooring. Featuring a rising butt design, this hinge causes the door to lift slightly as it opens, preventing it from dragging or scuffing your floor coverings.

These hinges are handed, meaning they are supplied specifically for left-hand or right-hand opening doors. They are available in multiple lengths, screw sizes, and weights to suit different door installations. Please select your required hand, length, and other options from the choices below to ensure the correct fit for your door.

Please note that fixings are not supplied with these hinges and must be purchased separately.





## Technical Specifications

- **Brand:** Crompton
- **Hinge Type:** Rising Butt Hinge
- **Finish:** Satin Chrome
- **Handing:** Left Hand or Right Hand (please choose from the options below)
- **Length:** 75mm or 10.2cm (please choose from the options below)
- **Screw Size:** 8 or 10 (please choose from the options below)
- **Weight:** 330g or 580g (please choose from the options below)
- **Pack Quantity:** 1 Pair
- **Fixings:** Not supplied

## Key Features

- **Lifting Action:** Gradually lifts the door as it opens, making it ideal for clearing thick carpets or uneven floors.
- **Reduces Wear:** Prevents doors from dragging, protecting your floor coverings from scuffs and damage.
- **Handed Options:** Available in left-hand and right-hand options to suit your specific door opening direction.
- **Satin Chrome Finish:** Features a clean, modern finish to complement contemporary door hardware.
- **Multiple Sizes:** Offered in different lengths and screw sizes to suit various door weights and installations.

## Variant Specifications And Pricing

Image	Part Number	Ex VAT	Inc VAT	Attributes / Specs
	1180	£2.63	£3.16	<b>Barcode:</b> 5010621033818 <b>Brand:</b> Crompton <b>Finish:</b> Satin Chrome <b>Handed:</b> Left Hand <b>Length:</b> 75mm <b>Manufacturer Reference:</b> 466L <b>Pack Quantity:</b> 1 pair <b>Packaging:</b> Loose <b>Screw Size:</b> 8 <b>Weight:</b> 330g
	1182	£2.63	£3.16	<b>Barcode:</b> 5010621033719 <b>Brand:</b> Crompton <b>Finish:</b> Satin Chrome <b>Handed:</b> Right Hand <b>Length:</b> 75mm <b>Manufacturer Reference:</b> 466R <b>Pack Quantity:</b> 1 Pair <b>Packaging:</b> Loose <b>Screw Size:</b> 8 <b>Weight:</b> 330g
	1186	£3.95	£4.74	<b>Barcode:</b> 5010621034211 <b>Brand:</b> Crompton <b>Finish:</b> Satin Chrome <b>Handed:</b> Left Hand <b>Length:</b> 10.2cm <b>Manufacturer Reference:</b> 466L <b>Pack Quantity:</b> 1 Pair <b>Packaging:</b> Loose <b>Screw Size:</b> 10 <b>Weight:</b> 580g
	1189	£3.95	£4.74	<b>Barcode:</b> 5010621033511 <b>Brand:</b> Crompton <b>Finish:</b> Satin Chrome <b>Handed:</b> Right Hand <b>Length:</b> 10.2cm <b>Manufacturer Reference:</b> 466R <b>Pack Quantity:</b> 1 Pair <b>Packaging:</b> Loose <b>Screw Size:</b> 10 <b>Weight:</b> 580g

## Brand Profile

Crompton



**Crompton** is a UK **architectural ironmongery** brand used for the practical, “fit-and-forget” hardware that lives on doors, gates, garages and windows—hinges, bolts, latches, padbolts, hasps & staples, and the assorted steel bits that quietly keep properties together.

Today, Crompton sits within the **ERA brand family** (ERA explicitly lists Crompton as one of its recognised brands), and the Crompton range is marketed through ERA’s trade channels as their dedicated **ironmongery line**.

In ERA’s own wording, the **Crompton range** covers “everything from **gate ironmongery** like **hinges, bolts and latches** to **window and garage door ironmongery**,” and it’s positioned as traditional, broadly compatible hardware suitable for **period and contemporary homes**, conversions, and commercial properties—backed by ERA’s product/quality know-how.