

# BRITON 2320 & 2321 Size 2-4 Cam Action Door Closer

Overhead · Briton · 6 variants

PRICING

**From £254.01 ex VAT**


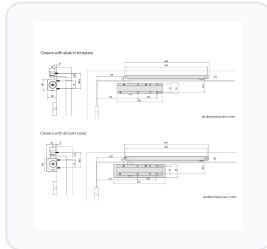
£304.81 inc VAT

6 variants available

VAT 20.00%

Range: £254.01 - £320.87 ex VAT

## Product Imagery



## Specification Summary

|              |          |
|--------------|----------|
| Brand        | Briton   |
| Product type | Overhead |

## Product Description

The Briton 2300 series of Cam Action Door Closers combines innovative design with advanced cam technology to provide highly efficient, low-resistance door operation. This surface-mounted overhead closer is ideal for ensuring compliance with accessibility standards (such as BS 8300), as the linear cam action significantly reduces the opening force required, making it easier for children, the elderly, and those with physical disabilities to open doors.

Fully adjustable to EN power sizes 2 to 4, this versatile closer features adjustable closing speed, latch action, and an Adjustable Intensity (AI) backcheck to protect the door and surrounding walls from damage. It is CE marked and BS EN 1154 compliant, with a 2-hour fire rating on timber doors (tested to EN 1634 standards) and is backed by a 10-year manufacturer's warranty.

These closers are available in a range of configurations to suit your installation. Choose from multiple finishes, cover styles (Softline or Trimplate), operations, and dimensions from the options below to find the perfect match for your project.



## Technical Specifications



- **Brand:** Briton
- **Power Size:** EN 2 to 4 (fully adjustable)
- **Maximum Door Width:** 1100mm
- **Maximum Door Weight:** 80kg
- **Fire Rating:** 2 hours on timber doors (tested to EN 1634)
- **Standards:** BS EN 1154, CE Marked
- **Handing:** Reversible
- **Opening Angle:** Maximum 180° opening
- **Finish:** Satin Stainless Steel or Silver Enamelled (please choose from the options below)
- **Cover Type:** Softline Cover or Trimplate Cover (please choose from the options below)
- **Operation:** Pull side of door or pull side transom, Pull side of door or push side transom, or Push side of door or pull side transom (please choose from the options below)
- **Dimensions:** Lengths of 24cm or 27cm, body heights of 49mm or 63mm, and widths of 56mm or 68mm (please choose from the options below)

## Key Features

- **Advanced Cam Action Technology:** Greatly reduces opening resistance for easy, accessible operation (BS 8300 compliant)
- **Adjustable Backcheck:** Built-in Adjustable Intensity (AI) backcheck prevents damage to the door and adjacent walls
- **Fully Adjustable Controls:** Separate adjustments for closing speed and latch action to suit specific door conditions
- **10-Year Warranty:** Covered by a 10-year manufacturer's guarantee for long-term peace of mind
- **Versatile Mounting:** Suitable for pull side of door, push side transom, or pull side transom mounting depending on the selected model
- **Aesthetic Choices:** Available in multiple finishes and cover designs to seamlessly match existing architectural hardware

## Variant Specifications And Pricing

| Image   | Part Number | Ex VAT  | Inc VAT | Attributes / Specs   |
|---|-------------|---------|---------|--|
|    | L23555      | £254.01 | £304.81 | <p><b>Adjustable Closing Speed:</b> Yes<br/> <b>Adjustable Latch Action:</b> Yes<br/> <b>Backcheck:</b> Yes<br/> <b>Barcode:</b> 5050640035073<br/> <b>Body Height:</b> 49mm<br/> <b>Brand:</b> Briton<br/> <b>Finish:</b> Silver Enamelled<br/> <b>Fire Tested:</b> 2 Hours Timber<br/> <b>Handed:</b> Reversible<br/> <b>Length:</b> 24cm<br/> <b>Manufacturer Reference:</b> 2320B.T.SES<br/> <b>Max Door Weight:</b> 80Kg<br/> <b>Max Door Width:</b> 1100mm<br/> <b>Notes:</b> Trimplate Cover<br/> <b>Operation:</b> Pull side of door or push side transom<br/> <b>Pack Quantity:</b> 1<br/> <b>Packaging:</b> Boxed<br/> <b>Standards:</b> BS EN 1154, CE Marked<br/> <b>Strength Size:</b> 2 To 4<br/> <b>Weight:</b> 3.25Kg<br/> <b>Width:</b> 56mm</p>  |
|  | L23556      | £300.17 | £360.20 | <p><b>Adjustable Closing Speed:</b> Yes<br/> <b>Adjustable Latch Action:</b> Yes<br/> <b>Backcheck:</b> Yes<br/> <b>Barcode:</b> 5050640035066<br/> <b>Body Height:</b> 63mm<br/> <b>Brand:</b> Briton<br/> <b>Finish:</b> Silver Enamelled<br/> <b>Fire Tested:</b> 2 Hours Timber<br/> <b>Handed:</b> Reversible<br/> <b>Length:</b> 27cm<br/> <b>Manufacturer Reference:</b> 2320B.T.S.SES<br/> <b>Max Door Weight:</b> 80Kg<br/> <b>Max Door Width:</b> 1100mm<br/> <b>Notes:</b> Softline Cover<br/> <b>Operation:</b> Pull side of door or push side transom<br/> <b>Pack Quantity:</b> 1<br/> <b>Packaging:</b> Boxed<br/> <b>Standards:</b> BS EN 1154, CE Marked<br/> <b>Strength Size:</b> 2 To 4<br/> <b>Weight:</b> 3.25Kg<br/> <b>Width:</b> 68mm</p> |

| Image   | Part Number | Ex VAT  | Inc VAT | Attributes / Specs  |
|---|-------------|---------|---------|---|
|    | L23557      | £320.87 | £385.04 | <p><b>Adjustable Closing Speed:</b> Yes<br/> <b>Adjustable Latch Action:</b> Yes<br/> <b>Backcheck:</b> Yes<br/> <b>Barcode:</b> 5050640035110<br/> <b>Body Height:</b> 63mm<br/> <b>Brand:</b> Briton<br/> <b>Finish:</b> Satin Stainless Steel<br/> <b>Fire Tested:</b> 2 Hours Timber<br/> <b>Handed:</b> Reversible<br/> <b>Length:</b> 27cm<br/> <b>Manufacturer Reference:</b> 2320B.T.S.SSS<br/> <b>Max Door Weight:</b> 80Kg<br/> <b>Max Door Width:</b> 1100mm<br/> <b>Notes:</b> Softline Cover<br/> <b>Operation:</b> Pull side of door or push side transom<br/> <b>Pack Quantity:</b> 1<br/> <b>Packaging:</b> Boxed<br/> <b>Standards:</b> BS EN 1154, CE Marked<br/> <b>Strength Size:</b> 2 To 4<br/> <b>Weight:</b> 3.25Kg<br/> <b>Width:</b> 68mm</p> |
|  | L23558      | £254.01 | £304.81 | <p><b>Adjustable Closing Speed:</b> Yes<br/> <b>Adjustable Latch Action:</b> Yes<br/> <b>Backcheck:</b> Yes<br/> <b>Barcode:</b> 5050640035127<br/> <b>Body Height:</b> 49mm<br/> <b>Brand:</b> Briton<br/> <b>Finish:</b> Silver Enamelled<br/> <b>Fire Tested:</b> 2 Hours Timber<br/> <b>Handed:</b> Reversible<br/> <b>Length:</b> 24cm<br/> <b>Manufacturer Reference:</b> 2321B.T.SES<br/> <b>Max Door Weight:</b> 80Kg<br/> <b>Max Door Width:</b> 1100mm<br/> <b>Notes:</b> Trimplate Cover<br/> <b>Operation:</b> Pull side of door or pull side transom<br/> <b>Pack Quantity:</b> 1<br/> <b>Packaging:</b> Boxed<br/> <b>Standards:</b> BS EN 1154, CE Marked<br/> <b>Strength Size:</b> 2 To 4<br/> <b>Weight:</b> 3.25Kg<br/> <b>Width:</b> 56mm</p>       |

| Image   | Part Number | Ex VAT  | Inc VAT | Attributes / Specs  |
|---|-------------|---------|---------|---|
|    | L23559      | £300.17 | £360.20 | <p><b>Adjustable Closing Speed:</b> Yes<br/> <b>Adjustable Latch Action:</b> Yes<br/> <b>Backcheck:</b> Yes<br/> <b>Barcode:</b> 5050640035134<br/> <b>Body Height:</b> 63mm<br/> <b>Brand:</b> Briton<br/> <b>Finish:</b> Silver Enamelled<br/> <b>Fire Tested:</b> 2 Hours Timber<br/> <b>Handed:</b> Reversible<br/> <b>Length:</b> 27cm<br/> <b>Manufacturer Reference:</b> 2321B.T.S.SES<br/> <b>Max Door Weight:</b> 80Kg<br/> <b>Max Door Width:</b> 1100mm<br/> <b>Notes:</b> Softline Cover<br/> <b>Operation:</b> Pull side of door or pull side transom<br/> <b>Pack Quantity:</b> 1<br/> <b>Packaging:</b> Boxed<br/> <b>Standards:</b> BS EN 1154, CE Marked<br/> <b>Strength Size:</b> 2 To 4<br/> <b>Weight:</b> 3.25Kg<br/> <b>Width:</b> 68mm</p>      |
|  | L23560      | £320.87 | £385.04 | <p><b>Adjustable Closing Speed:</b> Yes<br/> <b>Adjustable Latch Action:</b> Yes<br/> <b>Backcheck:</b> Yes<br/> <b>Barcode:</b> 5050640035141<br/> <b>Body Height:</b> 63mm<br/> <b>Brand:</b> Briton<br/> <b>Finish:</b> Satin Stainless Steel<br/> <b>Fire Tested:</b> 2 Hours Timber<br/> <b>Handed:</b> Reversible<br/> <b>Length:</b> 27cm<br/> <b>Manufacturer Reference:</b> 2321B.T.S.SSS<br/> <b>Max Door Weight:</b> 80Kg<br/> <b>Max Door Width:</b> 1100mm<br/> <b>Notes:</b> Softline Cover<br/> <b>Operation:</b> Push side of door or pull side transom<br/> <b>Pack Quantity:</b> 1<br/> <b>Packaging:</b> Boxed<br/> <b>Standards:</b> BS EN 1154, CE Marked<br/> <b>Strength Size:</b> 2 To 4<br/> <b>Weight:</b> 3.25Kg<br/> <b>Width:</b> 68mm</p> |

## Brand Profile

Briton



**Briton** is a long-established UK door hardware brand best known for **door controls** and **exit hardware** used in commercial buildings where reliability and fire-safety compliance actually matter. Briton markets itself as having **over 100 years** of history in the sector, with a reputation built on “highly engineered” products designed to survive constant, unglamorous punishment in busy environments.

Today, **Briton is part of Allegion** (the global security group behind multiple access and door hardware brands). In the Allegion portfolio, Briton sits as a specialist name for door control and emergency exit solutions.

What Briton is typically associated with in the trade/spec world:

- **Overhead door closers** (including their long-running “classic” closer heritage)
- **Panic and emergency exit devices** such as push bars and push pads, designed and tested to standards like **EN 1125** (panic) and **EN 179** (emergency exit) depending on application
- A broader ecosystem that now extends into related **locks, cylinders, door furniture and accessories** under the Briton hallmark

Fun bit of heritage trivia that specs people love: [sources discussing Briton’s classic door closer lineage note early Briton closers being manufactured by William Newman & Sons Ltd in Birmingham in the 1930s, and that the traditional style still shows up in places like historic properties.](#)